








Datasheet

REVO EVD-150D REVO EVD-180D



Large capacity fast DC EV charging station, double CCS with automatic power adjustment between 2 plugs, each plug support max. 200A current with wider voltage coverage, LED dynamic SOC display. New cable balancer design

Features

-  **Programmable charging mode**
-  **7 inch touch screen**
-  **Comprehensive protection**
-  **European standard**
-  **Multiple communication modes**
-  **Dual output ports**
-  **Charging cable balancer, effortless cable handling**

Input & Output

	REVO EVD-150D	REVO EVD-180D
Input voltage	340~460V AC	340~460V AC
Rated input voltage	400V AC	400V AC
Frequency	50/60Hz	50/60Hz
DC plug type	CCS Type 2, double plugs	CCS Type 2, double plugs
Output voltage range	200~1000V DC	200~1000V DC
Max. output power	150kW	180kW
Max. output current	Single connectors MAX: 200A	Single connectors MAX: 200A
Voltage accuracy	≤±0.5%	≤±0.5%
Current accuracy	≥30A: ≤±1%; <30A: ≤±0.3A	≥30A: ≤±1%; <30A: ≤±0.3A
Voltage-regulating accuracy	≤±0.5%	≤±0.5%
Current-regulating accuracy	≤±1%	≤±1%
Ripple coefficient	RMS: ≤±0.5%; Peak: ≤±1%	RMS: ≤±0.5%; Peak: ≤±1%
Metering accuracy	0.5%	0.5%
Efficiency	≥97%	≥97%
Cable Length	5m	5m

Protection

Over voltage protection	Yes	Yes
Under voltage protection	Yes	Yes
Over load protection	Yes	Yes
Leakage current protection	Yes	Yes
Over-temp protection	Yes	Yes
Short circuit protection	Yes	Yes
Lightning protection	Yes	Yes

Function & Accessory

Display	7 inch touch screen	7 inch touch screen
Ethernet/WIFI/4G	Yes/Yes/Opt	Yes/Yes/Opt
Charging mode	APP/RFID/Plug and Charge	APP/RFID/Plug and Charge
Indicator	Yes	Yes
Emergency stop	Yes	Yes
Charging cable balancer	Yes	Yes

Working Environment

Protection degree	IP54	IP54
Operating temperature	-25°C ~+55°C	-25°C ~+55°C
Relative humidity	5%-95% non-condensing	5%-95% non-condensing
Maximum altitude	2000m	2000m
Cooling	Forced air cooling	Forced air cooling
Standby power consumption	<30W	<30W
Noise emission	≤65db	≤65db

Mechanical

Dimension (W/H/D)	1190/2200/1000mm	1190/2200/1000mm
Weight	800kg	1000kg

Certificate

Certificate	CE	CE
-------------	----	----