

OPzS2-2500

2V 2500AH

Flooded Tubular Deep Cycle Valve Regulated Lead Acid Battery

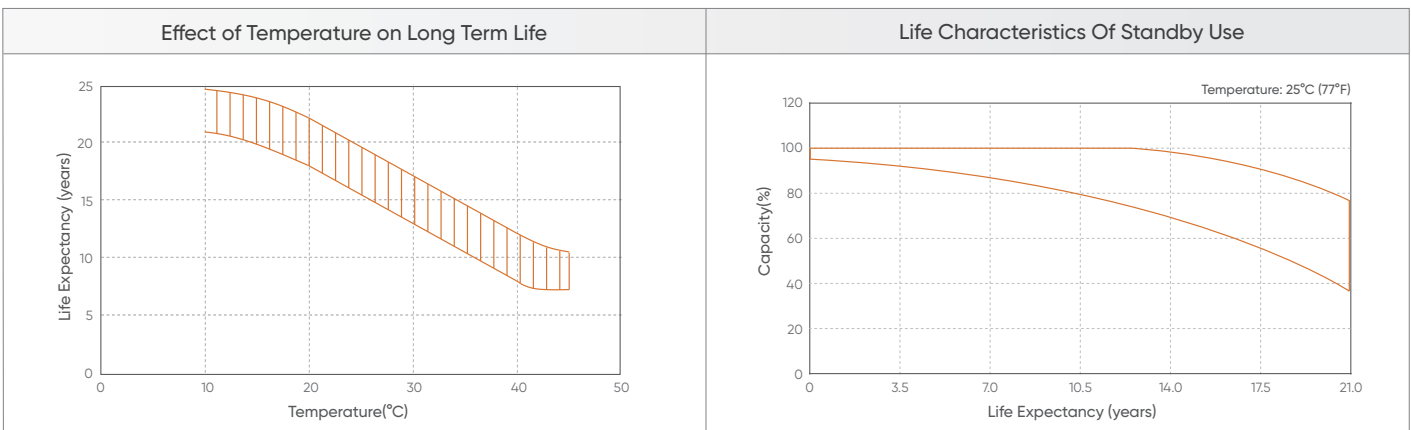
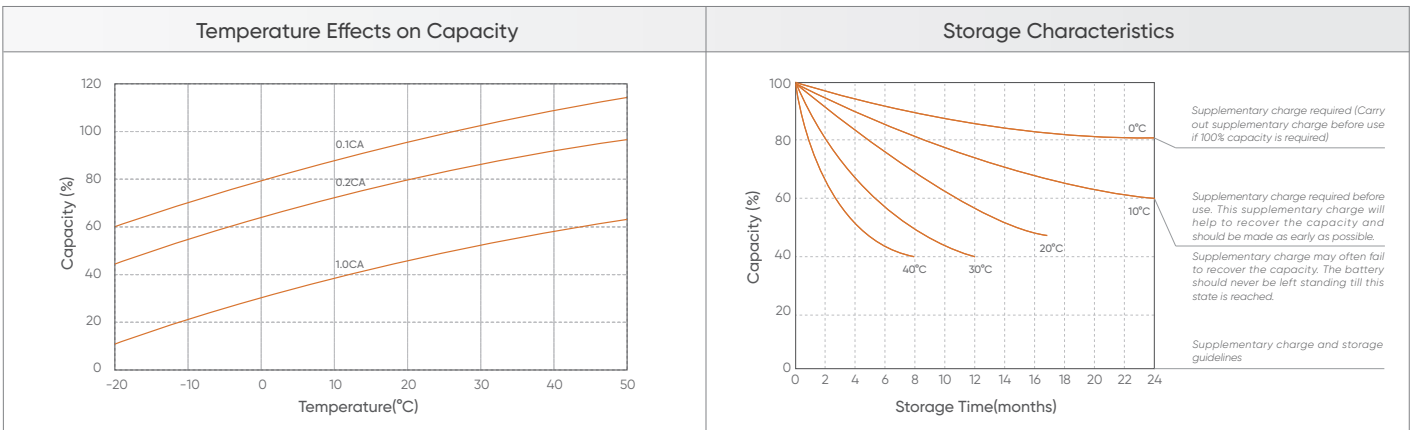
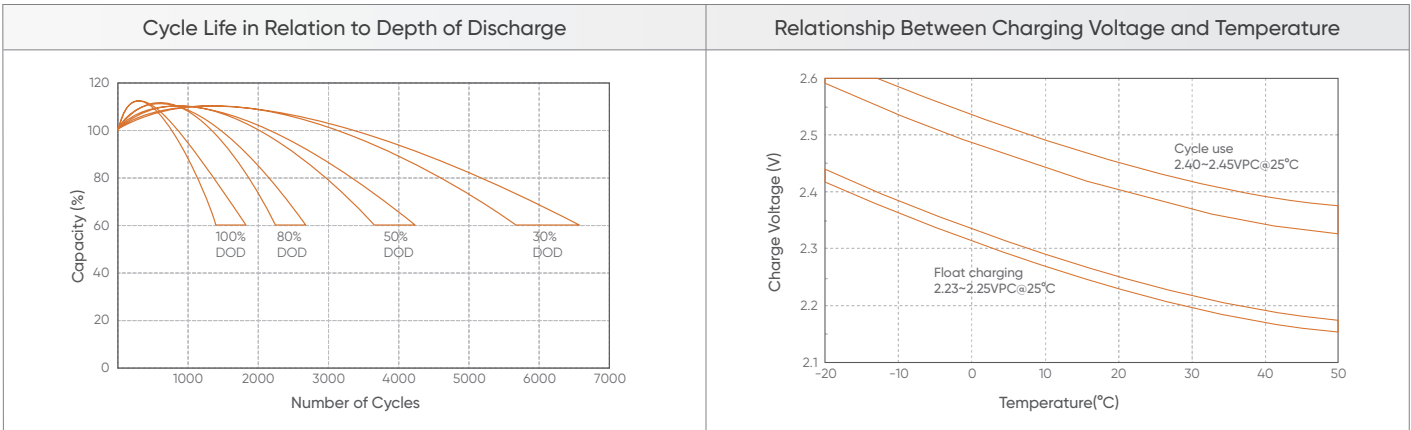
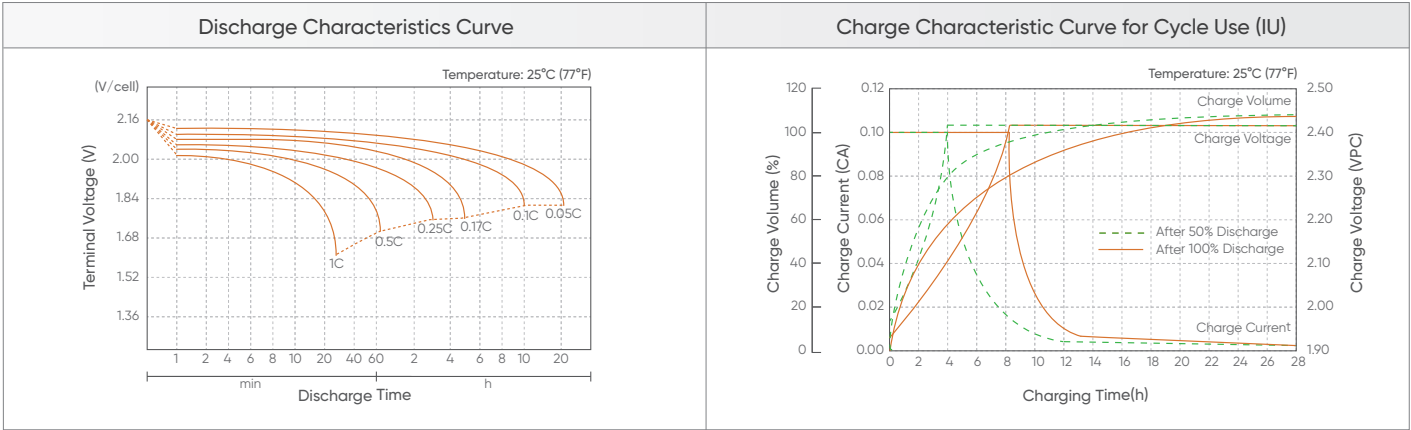
OPzS series is flooded Lead Acid battery that adopts Tubular Plate technology to offer high reliability and performance. The Battery is designed and manufactured according to standards of DIN40736-2/IEC60896-11 with positive spine and patent formula of die-casting active material. OPzS series exceeds standard values with more than 20 years floating design life at 25°C and is suitable for cyclic use(solar/wind energy storage system, traction etc) under extreme operating conditions.



Specification		Dimensions
Cells Per Unit	1	<p>Unit: mm</p> <p>F10 Terminal Torque Value: 10-12 N*m</p> <p>Length: 487±1mm (19.2 inches) Height: 770±1mm (30.3 inches) Width: 212±1mm (8.35 inches) Total Height: 827±1mm (32.6 inches)</p>
Voltage Per Unit	2	
Capacity	2500Ah@10hr-rate to 1.85V per cell @25°C	
Weight	Approx. 190.9Kg/140.4Kg (with/without electrolyte)	
Internal Resistance	Approx. 0.13 mΩ	
Terminal	F10(M8)	
Max. Discharge Current	8000A (5 sec)	
Design Life	20 years (floating charge)	
Maximum Charging Current	250.0 A	
Reference Capacity	C24 2992.5AH C48 3306.0AH C72 3471.3AH C100 3550.9AH C120 3621.9AH C240 3682.5AH	
Float Charging Voltage	2.23V~2.25V @25°C Temperature Compensation: -3mV/°C/Cell	
Cycle Use Voltage	2.40V~2.45V @25°C Temperature Compensation: -4mV/°C/Cell	
Operating Temperature Range	Discharge: -15°C~50°C Charge: 0°C~40°C Storage: -15°C~50°C	
Normal Operating Temperature Range	25°C ± 5°C	
Self Discharge	Monthly Self-discharge ratio is less than 3.5% at 25°C. Please charge batteries before using.	
Container Material	A.B.S. UL94-HB, UL94-V0 Optional	

Constant Current Discharge Characteristics: A (25°C)										
F.V/Time	30MIN	1HR	2HR	3HR	4HR	5HR	6HR	8HR	10HR	20HR
1.90V	1330	1054	743.5	566.7	448.9	399.0	349.1	272.4	233.6	134.4
1.87V	1487	1163	797.6	603.3	473.8	422.0	370.1	285.2	244.1	140.4
1.83V	1703	1298	865.2	645.3	498.8	441.0	383.3	297.9	254.6	146.4
1.80V	1893	1406	897.6	664.3	508.7	451.2	393.8	305.6	262.5	150.9
1.75V	2109	1506	938.2	685.6	517.1	459.4	401.6	310.6	267.8	153.9
1.70V	2325	1555	965.2	701.8	526.2	466.5	406.9	313.2	270.4	155.5
1.65V	2398	1652	997.7	719.3	533.7	472.9	412.1	315.7	273.0	157.0
1.60V	2501	1709	1036	743.4	548.6	483.0	417.4	318.3	275.6	158.5

Constant Power Discharge Characteristics : WPC (25°C)										
F.V/Time	30MIN	1HR	2HR	3HR	4HR	5HR	6HR	8HR	10HR	20HR
1.90V	2546	2024	1437	1102	878.5	784.3	690.4	544.9	476.1	273.8
1.87V	2802	2198	1524	1165	926.0	827.9	729.8	567.8	496.5	285.5
1.83V	3138	2397	1622	1231	970.8	862.1	753.4	588.2	514.3	295.7
1.80V	3429	2557	1677	1264	989.3	880.7	771.8	600.9	527.1	303.1
1.75V	3720	2671	1731	1294	1002	893.6	784.9	608.6	534.7	307.4
1.70V	3989	2698	1774	1321	1018	905.7	792.8	613.6	539.8	310.4
1.65V	4057	2818	1823	1348	1032	915.7	800.6	618.7	542.4	311.9
1.60V	4106	2905	1867	1381	1058	932.1	805.9	621.3	544.9	313.3



(Note) All above information shall be changed without prior notice, SunArk reserves the right to explain and update the latest information.