







NOVO EVA-11D-SEW NOVO EVA-11D-PEW



Floor/wall-mounting type three-phase fast AC EV charging station, plug or socket type optional, dual output

Features

-  Programmable charging mode
-  Comprehensive protection
-  Dual output ports
-  European standard
-  Multiple communication modes
-  Flexible installation

Datasheet

	NOVO EVA-11D-SEW	NOVO EVA-11D-PEW
Input & Output		
Input voltage	400V AC	400V AC
Input frequency	50/60Hz	50/60Hz
Output voltage	400V AC	400V AC
Max.output power	11kW*2	11kW*2
Max.output current	16A*2	16A*2
Charging interface type	IEC62196-2,Type2	IEC62196-2,Type2
Connection	Socket	Plug
Cable Length	/	5m
Number of connection	2	2
Protection		
Over voltage protection	Yes	Yes
Under voltage protection	Yes	Yes
Over load protection	Yes	Yes
Short circuit protection	Yes	Yes
Earth leakage protection	TypeA+6mA DC Fault current protection	TypeA+6mA DC Fault current protection
Over-temp protection	Yes	Yes
Lightning protection	Yes	Yes
Function & Accessory		
Ethernet/WIFI/4G	Yes/Yes/Opt	Yes/Yes/Opt
LCD	Yes	Yes
Charging Mode	APP/RFID(Opt)/Plug and charge	APP/RFID(Opt)/Plug and charge
LED Indicator Light	Yes	Yes
Intelligent power adjustment	Yes	Yes
Installation	Floor/wall-mounting	Floor/wall-mounting
Pro-earth	Opt	Opt
MID meter	Opt	Opt
Working Environment		
Protection degree	IP55	IP65
Operating temperature	-25°C ~+50°C	-25°C ~+50°C
Relative humidity	5%-95% non-condensing	5%-95% non-condensing
Maxmum altitude	<2000m	<2000m
Cooling	Natural air cooling	Natural air cooling
Standby power consumption	<8W	<8W
Mechanical		
Dimension (W/H/D)	360/562/175mm	360/562/175mm
Weight	<22kg	<24.5kg
Certificate		
Certificate	CE	CE